

[www.escrip.com](http://www.escrip.com)

click Sign Up – It’s Free! In this section:



You'll see steps 1 2 3 4 5 6

## Step 1:

**There are 6 easy steps to register as a supporter with eScrip. The first step of the registration process is for you to identify the school, group or organizations that you would like to support. Your [privacy](#) is important to us at ESI. We have taken security measures to protect your information.**

**Search to see if your group is enrolled with the program.**

- Group Name
- Group ID
- City where Group is Located
- Zip Code where Group is Located

3429011

Search

---

---

Select Group ID and type in 3429011

Click [Search](#)

**Your search for "3429011" found 1 groups.**

Select the group which you would like to support by clicking on the group's name.

Group ID	Name	Address	City	State	Zip
3429011	<a href="#">St. Peters Catholic School</a>	450 S Stagecoach Ln	Fallbrook	CA	92028

---

Click [St. Peters Catholic School](#)

---



### supporter registration

Steps **1** 2 3 4 5 6

**You have Selected to Support:**

1. St. Peters Catholic School [ [delete](#) ]
- 2.
- 3.

You may support up to 3 groups.

**Search for another group**

[Search](#)

**or proceed to the next step.**

[Next](#)

---

Click [next](#)

# Step 2:

---



## supporter registration

Steps 1 **2** 3 4 5 6

### Please Provide Information about Yourself

Mandatory Fields are Indicated in Red

Title	<input type="text"/>
First Name	<input type="text"/>
M.I.	<input type="text"/>
Last Name	<input type="text"/>
Email	<input type="text"/>
Address	<input type="text"/>
City	<input type="text"/>
State	<input type="text" value="Select one"/>
Zip Code	<input type="text"/> - <input type="text"/>
Phone Numbers	<input type="text"/>
<i>Only digits 0-9</i>	<input type="text"/>

Please ensure all information is accurate -- invalid information will not be tracked for contributions.

*Your email address will only be used to send you special eScrip supporter promotions and information.*

[Next](#)

---

Enter your personal info. Required fields are red.

Click [next](#)

## Step 3:

---



### supporter registration

Steps 1 2 **3** 4 5 6

#### Register your Grocery and eScrip Community Cards

Card Type	Card Number
<input type="text" value="Select Card"/>	<input type="text"/>
<input type="text" value="Select Card"/>	<input type="text"/>
<input type="text" value="Select Card"/>	<input type="text"/>
<input type="text" value="Select Card"/>	<input type="text"/>

[Next](#)

---

Enter your grocery loyalty cards.

For the Fallbrook area, you will likely only have a Vons card to register, but if you have other folks helping from out of the area, there are other cards listed.

Use the drop down fields under Card Type to select the store and then enter that card's number in the card number field.

If you don't have any store cards, you can skip this step. In either case click [next](#).

# Step 4:









## supporter registration

Steps 1 2 3 **4** 5 6

### Register Additional Credit and Debit Cards

By registering any or all of your credit and debit cards, you can earn even more money for your group.

Card Type*	Card Number
Select Card ▼	<input type="text"/>
Select Card ▼	<input type="text"/>
Select Card ▼	<input type="text"/>
Select Card ▼	<input type="text"/>
Select Card ▼	<input type="text"/>
Select Card ▼	<input type="text"/>
Select Card ▼	<input type="text"/>

\*Card Type is designated by the logo that appears on the card.

[Next](#)

---

Here you can enter your credit, debit and ATM cards that you may use. All major cards participate. The more you enter, the better St. Peter's chances of getting a rebate from whichever card you pull out at the point of purchase.

Once all are entered, click [next](#).

# Step 5:



## supporter registration

Steps 1 2 3 4 **5** 6

### Retail and Drug Stores

Card Type	Card Number
Select Card	<input type="text"/>
Select Card	<input type="text"/>
Select Card	<input type="text"/>
Select Card	<input type="text"/>

[Next](#)

---

This is the screen to enter any store cards. There are only two cards participating and neither are in this area, so most people will skip this step.

Click [next](#).

Step 6: This is the final step.



## supporter registration

Steps 1 2 3 4 5 **6**

### Confirmation

Please double check the entries that you have made before submitting the registration form. Each step may be edited by clicking on the "Edit" button next to the content you wish to modify.

**By clicking the "Confirm" button you will have successfully registered with eScrip.**

---

#### Step 1

##### Groups Being Supported

1. St. Peters Catholic School

Edit

---

#### Step 2

##### Information About Yourself

eScrip Supporter

P O Box \*\*\*\*

Fallbrook, CA 92028

(760) \*\*\*-\*\*\*\*

\*\*\*\*\*@yahoo.com

Edit

---

#### Step 3

##### Grocery/Community Cards

None Provided

Edit

---

#### Step 4

##### Credit and Debit Cards

VISA: \*\*\*\*\*nnnn

Edit

---

#### Step 5

##### Retail and Drug Stores

None Provided

Edit

---

Confirm

Click [confirm](#) to complete the registration process. You'll see a final confirmation screen:



**Thank You!**

You have successfully registered as a supporter of the eScrip program.

**Your Supporter Identification Number is: 90\*\*\*\*\*84**

**Groups Being Supported**

1. St. Peters Catholic School

**Grocery/Community Cards**

None Provided

**Information About Yourself**

eScrip Supporter

P O Box \*\*\*\*

Fallbrook, CA 92028

(760) \*\*\*\_\*\*\*\*

\*\*\*\*\*@yahoo.com

**Credit and Debit Cards**

VISA: \*\*\*\*\*nnnn

**Retail and Drug Stores**

None Provided

And you're done and can go shopping!

Thank you for supporting St. Peter the Apostle Catholic School!!